

# Project Management Software Ultimate Version

Features Doc:-

Easy to Use



# Manage Projects

Tasks, Milestones, Gantt, Files, Time Tracker, Comments, Customer Feedback, Notes, Invoices & Expenses

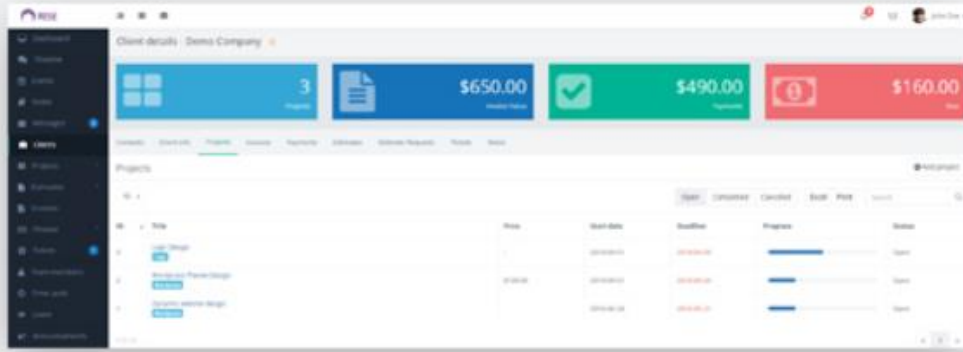
The image displays a project management dashboard for a project titled "Wordpress Theme Design". The dashboard is divided into several sections:

- Overview:** Features a progress gauge, a donut chart, and a list of activities.
- Project members:** Lists team members with their avatars and names.
- Tasks:** A table listing tasks with columns for ID, Title, Start date, Deadline, and Assigned to. The tasks are:

ID	Title	Start date	Deadline	Assigned to
13	Sample task 02	2016-09-01	2016-09-02	Norman Rober
11	Add basic layout	2016-09-02	2016-09-04	Micale Wood
10	Check responsive design	2016-09-12	2016-09-14	Norman Rober
7	Design the main template	2016-09-03	2016-09-08	Sara Ann
- Gantt:** A Gantt chart showing task progress over time, with a "Release" button.
- Notes, Files, Comments, Customer feedback, Time Tracker:** Additional sections for project management.

# Manage Clients

Manage your clients using the useful tools



Messaging



Feedback



Invoices



Payments



Client Portal



Tickets



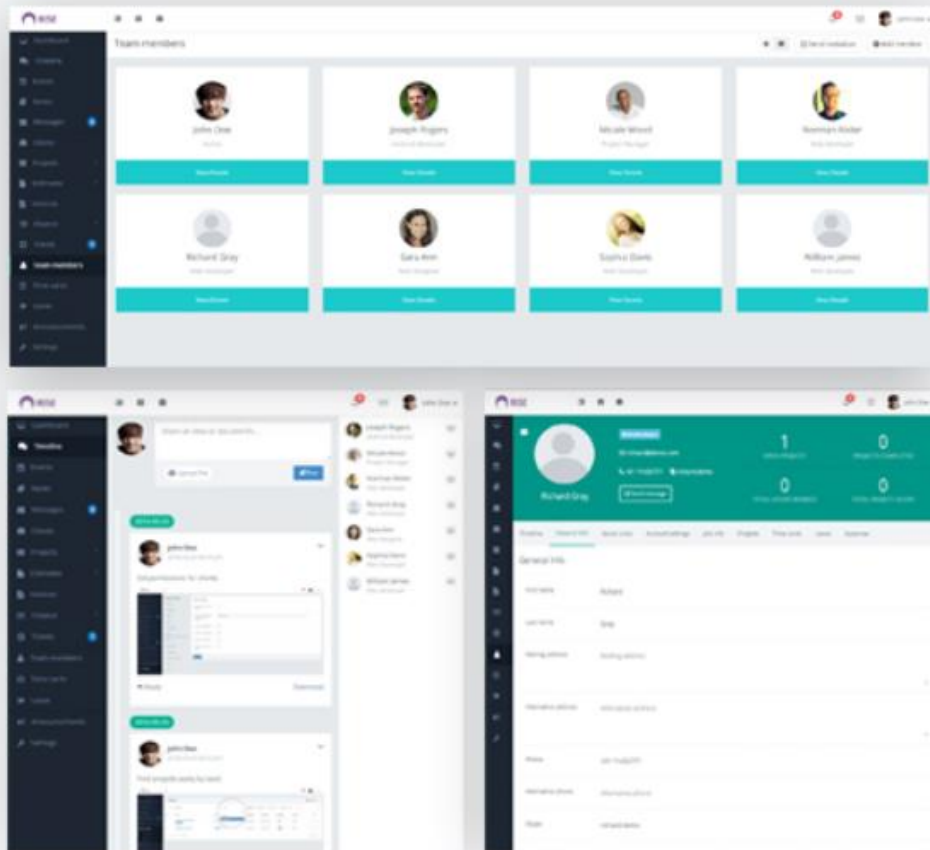
Estimates



Notice

# Manage Team

Easily communicate with team members, manage time and leaves, share ideas and documents



  
Time Cards

  
Leave

  
Messaging

  
Notice

# January 2017

Tue	Wed	Thu
3 ect plan	4 Team meeting	
10 ing with Mr.	11 General Holiday	

## Event Calendar

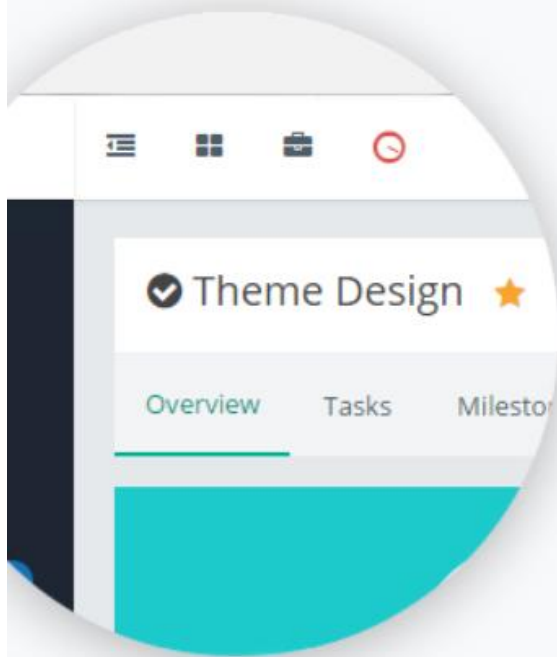
Create private events, share events with all members or with specific members or team.

## Notifications

Get email and web notifications for important actions. All notifications are fully customizable.

## Notification

Event	Project task
Enable email	<input checked="" type="checkbox"/>
Enable web	<input checked="" type="checkbox"/>
Notify to	<input checked="" type="checkbox"/> Project me
	<input checked="" type="checkbox"/> Prime



## Quick Navigation

Access your favourite projects and clients quickly from the quick navigation area.

## Online Payments

Send invoices to your clients and get payments online via Stripe and PayPal.



## Project Timeline



**John Doe** Today at 05:31 pm

**Updated** Task: #11 - Add basic layout

- Status: ~~To do~~ **Done**

Project: Wordpress Theme Design



**John Doe** 2016-06-25 07:21 am

**Added** Project Comment: Thank you

File: #4

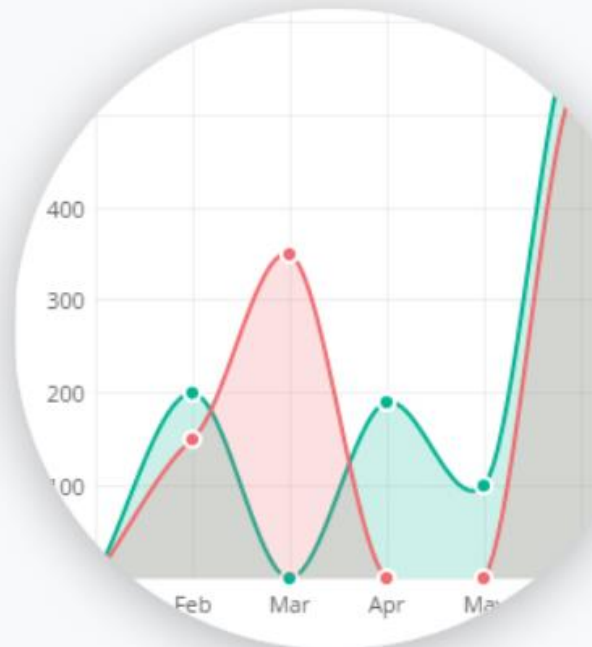
Project: Wordpress Theme D

## Project Activity Logs

Check activities of your team members and clients.

## Track Expenses

Track your expenses, view graphical reports and compare with income vs expenses.



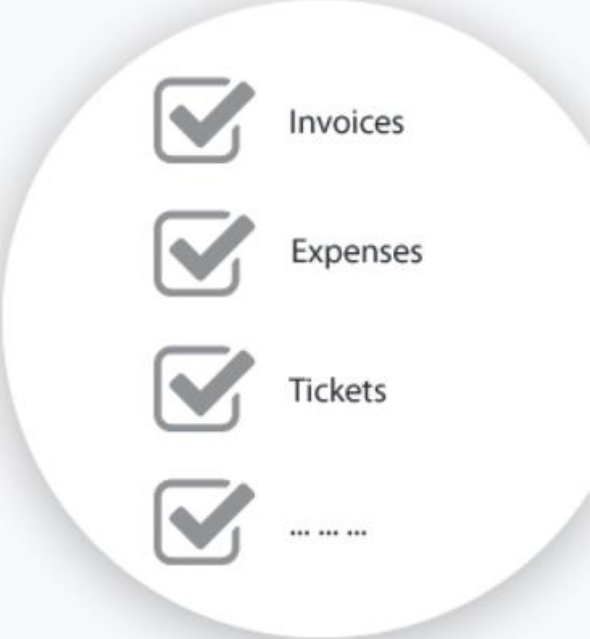


### Custom Permissions

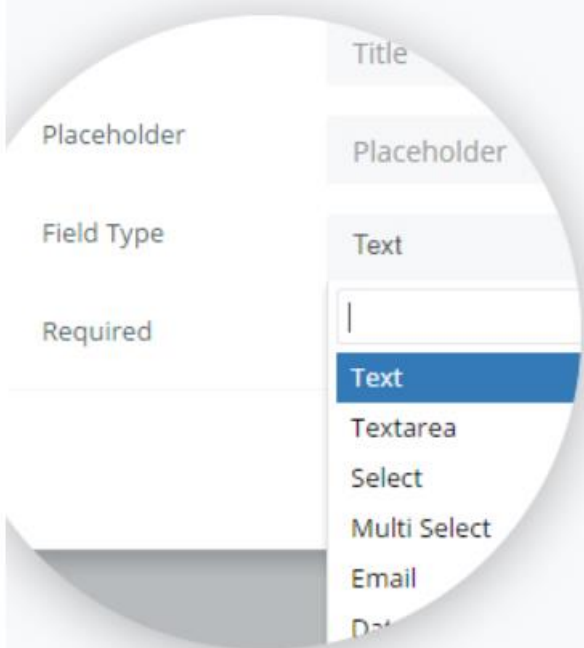
Create unlimited roles and set different permissions with the roles. Assign the roles to the team members.

### Modules

Enable or disable modules to fit with your business.







### Custom Fields

Create custom fields for clients, contacts, projects, team members and tickets.

### Email Templates

Design your own email templates.

